

# People-focused healthcare organizations put their trust in **Passport**.

## What Your Team Gets

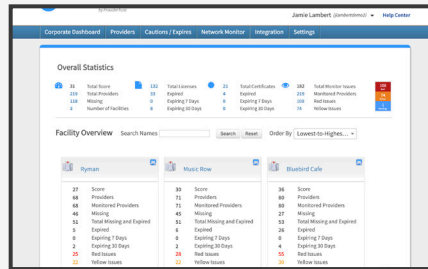
- **Real-time** license and certification statuses, directly from the source without manual intervention.
- Dashboards and push notifications to prioritize your day, **never miss a compliance risk**.
- **Customized task and work management**, easily share and collaborate with your team.
- Confidence you have the **right people** working.

## What Administrators Get

- **Bi-directional interface** with your system of record, no manual data entry.
- **Shared insights and transparency** at the facility level.
- Corporate dashboards to **drive accountability**.
- Compliance visibility and **comprehensive analytics and reporting**.

## What to Expect

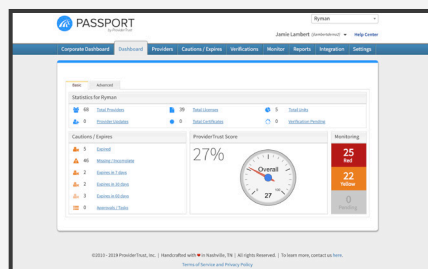
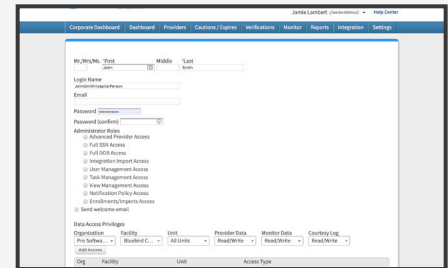
- Aligned policy, controlled process, and **centralized workflow**.
- **Reduced verification** re-work and resources required to manage.
- **Customized business rules** to support your organizational structure.
- **End-to-end automation**, intuitive and easy-to-use software.



### Step 1:

Setup your data files and facilities.

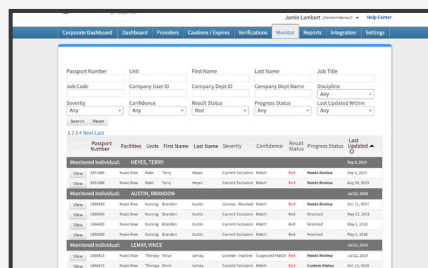
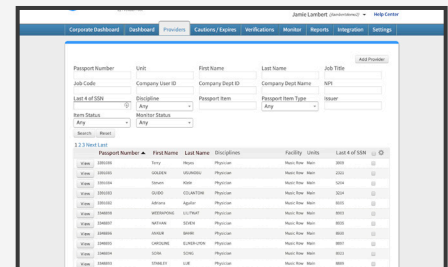
**Step 2:**  
Add your team members and enter permissions for each user.



### Step 3:

Configure your dashboard, integrations, and notifications.

**Step 4:**  
Passport verifies your data against the primary source.



### Step 5:

Evaluate results and address any concerns. Alert your staff for renewals or outstanding credentials.